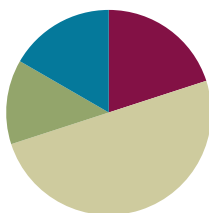


Lesson 6

Objective: Compare decimal fractions to the thousandths using like units and express comparisons with $>$, $<$, $=$.

Suggested Lesson Structure

■ Fluency Practice	(12 minutes)
■ Application Problems	(8 minutes)
■ Concept Development	(30 minutes)
■ Student Debrief	(10 minutes)
Total Time	(60 minutes)



Fluency Practice (12 minutes)

- Find the Midpoint **5.NBT.4** (5 minutes)
- Rename the Units **5.NBT.1** (2 minutes)
- Multiply by Decimal Fractions **5.NBT.3a** (5 minutes)

Find the Midpoint (5 minutes)

Materials: (S) Personal white boards

Note: Practicing this skill in isolation will help students conceptually understand rounding decimals in lesson 12.

- T: (Project a 0 on the left side of a number line and 10 on the right side of the number line.) What's halfway between 0 ones and 10 ones?
- S: 5 ones.
- T: (Write 5 ones halfway between the 0 and 10. Draw a second number line directly beneath the first. Write 0 on the left side and 1 on the right side.) How many tenths is 1?
- S: 1 is 10 tenths.
- T: (Write 10 tenths below the 1.) On your boards, write the decimal that is halfway between 0 and 1 or 10 tenths?
- S: (Students write 0.5 approximately halfway between 0 and 1 on their number lines.)

Repeat the process for these possible sequences: 0 and 0.1; 0 and 0.01; 10 and 20; 1 and 2; 0.1 and 0.2; 0.01 and 0.02; 0.7 and 0.8; 0.7 and 0.71; 9 and 10; 0.9 and 1; and 0.09 and 0.1.

Rename the Units (2 minutes)

Note: Reviewing unit conversions will help students work towards mastery of decomposing common units into compound units.

T: (Write $100 \text{ cm} = \underline{\hspace{1cm}} \text{ m}$.) Rename the units.

S: $100 \text{ cm} = 1 \text{ meter}$.

T: (Write $200 \text{ cm} = \underline{\hspace{1cm}} \text{ m}$.) Rename the units.

S: $200 \text{ centimeters} = 2 \text{ meters}$.

T: 700 centimeters .

S: 7 meters .

T: (Write $750 \text{ cm} = \underline{\hspace{1cm}} \text{ m } \underline{\hspace{1cm}} \text{ cm}$.) Rename the units.

S: $7 \text{ meters } 50 \text{ centimeters}$.

Repeat the process for 450 cm , 630 cm , and 925 cm .

Multiply by Decimal Fractions (5 minutes)

Materials: (S) Personal white boards, place value charts to the thousandths

Notes: Review will help students work towards mastery of this skill, which was introduced in previous lessons.

T: (Project a place value chart from tens to thousandths. Beneath the chart, write $3 \times 10 = \underline{\hspace{1cm}}$.) Say the multiplication sentence.

S: $3 \times 10 = 30$.

T: (Write 3 in the tens column. Below the multiplication sentence write 30. To the right of 3×10 , write $4 \times 1 = \underline{\hspace{1cm}}$.) Say the multiplication sentence.

S: $4 \times 1 = 4$.

T: (Write 4 in the ones column and fill in the addition sentence so that it reads $30 + 4$.)

Repeat process with each of the equations below so that in the end, the number 34.652 will be written in the place value chart and $30 + 4 + 0.6 + 0.05 + 0.002$ is written underneath it:

$$6 \times \frac{1}{10}$$

$$5 \times \frac{1}{100}$$

$$2 \times \frac{1}{1000}$$

T: Say the addition sentence.

S: $30 + 4 + 0.6 + 0.05 + 0.002 = 34.652$.

T: (Write 75.614 on the place value chart.) Write the number in expanded form.

Repeat for these possible sequences: 75.604 ; 20.197 ; and 40.803 .

Application Problems (8 minutes)

Ms. Meyer measured the edge of her dining table to the thousandths of a meter. The edge of the table measured 32.15 meters. Write her measurement in word form, unit form, and in expanded form using fractions and decimals.

(Encourage students to name the decimal by decomposing it into various units, e.g., 3,215 hundredths; 321 tenths 5 hundredths; 32 ones 15 hundredths.)

Concept Development (30 minutes)

Materials: (S) Place value chart and marker

Problem 1

Compare 13,196 and 13,296.

T: (Point to 13,196.) Read the number.

S: (Students read number.)

T: (Point to 13,296.) Read the number.

S: (Students read number.)

T: Which number is larger? How can you tell?

S: 13,296 is larger than 13,196 because the digit in the hundreds place is one bigger. → 13,296 is 100 more than 13,196. → 13,196 has 131 hundreds and 13,296 has 132 hundreds, so 13,296 is greater.

T: Use a symbol to show which number is greater.

S: $13,196 < 13,296$

MP.2

Problem 2

Compare 0.012 and 0.002.

T: Write 2 thousandths in standard form on your place value chart. (Write 2 thousandths on the board.)

S: (Students write.)

T: Say the digits that you wrote on your chart.

S: Zero point zero zero two.

T: Write 12 thousandths in standard form underneath 0.002 on your chart. (Write 12 thousandths on the board.)

S: (Students write.)

T: Say the digits that you wrote on your chart.

S: Zero point zero one two.

T: Say this number in unit form.

S: 1 hundredth 2 thousandths.

- T: Which number is larger? Turn and talk to your partner about how you can decide.
- S: 0.012 is bigger than 0.002. → In 0.012, there is a one in the hundredths place, but 0.002 has a zero in the hundredths so that means 0.012 is bigger than 0.002. → 12 of something is greater than 2 of the same thing. Just like 12 apples are more than 2 apples.

Next, you might have the students write the two numbers on the place value chart and move from largest units to smallest. Close by writing $0.002 < 0.012$.

Problem 3

Compare $\frac{299}{1000}$ and $\frac{3}{10}$

- T: Write 3 tenths in standard form on your place value chart.
- S: (Students write.)
- T: Write 299 thousandths in standard form on your place value chart under 3 tenths.
- S: (Students write.)
- T: Which decimal has more tenths?
- S: 0.3
- T: If we traded 3 tenths for thousandths, how many thousandths would we need? Turn and talk to your partner.
- S: 300 thousandths.
- T: Name these decimals using unit form and compare. Tell your partner which is more.
- S: 299 thousandths; 300 thousandths is more.
- T: Show this relationship with a symbol.
- S: $0.299 < 0.3$

Repeat the sequence with $\frac{705}{1000}$ and $\frac{7}{10}$ and 15.203 and 15.21.

Encourage students to name the fractions and decimals using like units as above, e.g., 15 ones 20 tenths 3 hundredths and 15 ones 21 tenths 0 hundredths or 15,203 thousandths and 15,210 thousandths. Be sure to have students express the relationships using $<$, $>$, and $=$.

Problem 4

Order from least to greatest: 0.413, 0.056, 0.164, and 0.531.

Have students order the decimals then explain their strategies (unit form, using place value chart to compare largest to smallest unit looking for differences in value).



NOTES ON MULTIPLE MEANS OF ENGAGEMENT:

Help students deepen their understanding of comparing decimals by returning to concrete materials. Some students may not see that $0.4 > 0.399$ because they are focusing on the number of digits to the right of the decimal rather than their value. Comparison of like units becomes a concrete experience when students' attention is directed to comparisons of largest to smallest place value on the chart and when they are encouraged to make trades to the smaller unit using disks.



NOTES ON MULTIPLE MEANS OF ENGAGEMENT:

Provide an extension by including fractions along with decimals to be ordered.

Order from least to greatest: 29.5, 27.019, and $27\frac{5}{1000}$.

MP.4

Repeat with the following in ascending and descending order: 27.005; 29.04; 27.019; 29.5; 119.177; 119.173; 119.078; and 119.18.

Problem Set (10 minutes)

Students should do their personal best to complete the problem set within the allotted 10 minutes. For some classes, it may be appropriate to modify the assignment by specifying which problems they work on first. Some problems do not specify a method for solving. Students solve these problems using the RDW approach used for Application Problems.

On this problem set, we suggest all students begin with Problems 1, 2, and 5 and possibly leave Problems 3 and 6 to the end if they still have time.

Student Debrief (10 minutes)

Lesson Objective: Compare decimal fractions to the thousandths using like units and express comparisons with $>$, $<$, $=$.

The Student Debrief is intended to invite reflection and active processing of the total lesson experience.

Invite students to review their solutions for the problem set. They should check work by comparing answers with a partner before going over answers as a class. Look for misconceptions or misunderstandings that can be addressed in the Debrief. Guide students in a conversation to debrief the problem set and process the lesson. You may choose to use any combination of the questions below to lead the discussion.

- How is comparing whole numbers like comparing decimal fractions? How is it different?
- You learned two strategies to help you compare numbers (finding a common unit and looking at the place value chart). Which strategy do you like best? Explain.
- Allow sufficient time for in depth discussion of Problem 5. As these are commonly held misconceptions when comparing decimals, it is

NYS COMMON CORE MATHEMATICS CURRICULUM Lesson 6 5•1

Name Brian Date 2/24

1. Show the numbers on the place value chart using digits. Use $>$, $<$, or $=$ to compare. Explain your thinking to the right.

34.223 $<$ 34.232

3	4	2	2	3
3	4	2	3	2

0.8 $>$ 0.706

0	8			
0	7	0	6	

2. Use $>$, $<$, or $=$ to compare the following. Use a place value chart to help if necessary.

a) 16.3	$<$	16.4
b) 0.83	$=$	$\frac{83}{100}$
c) $\frac{205}{1000}$	$=$	0.205
d) 95.580	$=$	95.58
e) 9.1	$>$	9.099
f) 8.3	$=$	83 tenths

COMMON CORE Lesson 6: Apply Place Value Patterns to Naming Decimal Fraction Numbers in Expanded, Unit and Word Form (2S-M1-T8-L8 Worksheet 2.docx) Date: 2/27/13 engage^{ny} 4.1.1

NYS COMMON CORE MATHEMATICS CURRICULUM Lesson 6 5•1

g) 5.8	$>$	Fifty-eight hundredths
h) Thirty-six and nine thousandths	$<$	4 tens
i) 202 hundredths	$<$	2 hundreds and 2 thousandths
j) One hundred fifty-eight thousandths	$<$	158,000
k) 4.15	$<$	415 tenths

3. Arrange the numbers in increasing order.

a. 3.049 3.059 3.05 3.04
3.04, 3.049, 3.05, 3.059

b. 182.205 182.05 182.105 182.025
182.025, 182.05, 182.105, 182.205

4. Arrange the numbers in decreasing order.

a. 7.608 7.68 7.6 7.068
7.68, 7.608, 7.6, 7.068

b. 439.216 439.126 439.612 439.261
439.612, 439.261, 439.216, 439.126

COMMON CORE Lesson 6: Apply Place Value Patterns to Naming Decimal Fraction Numbers in Expanded, Unit and Word Form (2S-M1-T8-L8 Worksheet 2.docx) Date: 2/27/13 engage^{ny} 4.1.1

worthy of special attention. Ask: What is the mistake that Lance is making? (He's not using like units to compare the numbers. He's forgetting that decimals are named by their smallest units.) How could Angel have named his quantity of water so that the units were the same as Lance's? How would using the same units have helped Lance to make a correct comparison? How is renaming these decimals in the same unit like changing fractions to like denominators?

- Compare 7 tens and 7 tenths. How are they alike? How are they different? (Encourage students to notice that both quantities are 7, but units have different values.) Also, encourage students to notice that they are placed symmetrically in relation to the ones place on place value chart. Tens are 10 times as large as ones while tenths are $\frac{1}{10}$ as much. You can repeat with other values, (e.g., 2000, 0.002) or ask students to generate values which are symmetrically placed on the chart.

Exit Ticket (3 minutes)

After the Student Debrief, instruct students to complete the Exit Ticket. A review of their work will help you assess the students' understanding of the concepts that were presented in the lesson today and plan more effectively for future lessons. You may read the questions aloud to the students.

The image shows a student's handwritten work on a worksheet. The worksheet has a header with 'NYS COMMON CORE MATHEMATICS CURRICULUM', 'Lesson 6', and '5•1'. There are two problems and their solutions written in blue ink.

Problem 5: Lance measured 0.485 liter of water. Angel measured 0.5 liter of water. Lance said, "My beaker has more water than yours because my number has 3 decimal places, and yours only has 1." Is Lance correct? Use words and numbers to explain your answer.

Handwritten Solution for Problem 5:
Lance is not correct.
I know this because .5 tenths liters is equal to 500 thousandths liters. 500 thousandths of something is greater than 485 thousandths of something.

Problem 6: Dr. Hong prescribed 0.019 liter more medicine than Dr. Tannenbaum. Dr. Evans prescribed 0.02 less than Dr. Hong. Who prescribed the most medicine? Who prescribed the least?

Handwritten Solution for Problem 6:
• Dr. Hong prescribes the most medicine.
• Dr. Evans prescribes the least.
• If Dr. Tannenbaum prescribes 1.012 liters then Dr. Hong prescribes 1.031 liters. Dr. Evans prescribes 1.011 liters.

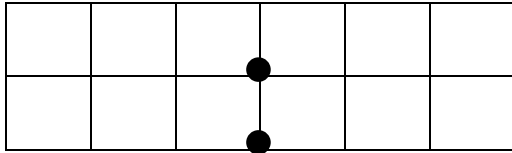
The bottom of the worksheet features the 'COMMON CORE' logo, a small text box with lesson details, the 'engage^{ny}' logo, and the code '4.1.3'.

Name _____

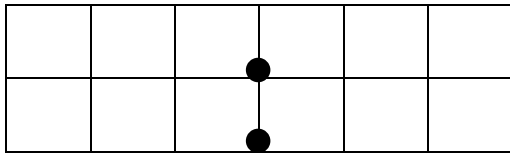
Date _____

1. Show the numbers on the place value chart using digits. Use $>$, $<$, or $=$ to compare. Explain your thinking to the right.

34.223 ○ 34.232



0.8 ○ 0.706



2. Use $>$, $<$, or $=$ to compare the following. Use a place value chart to help if necessary.

a. 16.3	○	16.4
b. 0.83	○	$\frac{83}{100}$
c. $\frac{205}{1000}$	○	0.205
d. 95.580	○	95.58
e. 9.1	○	9.099
f. 8.3	○	83 tenths
g. 5.8	○	Fifty-eight hundredths

h. Thirty-six and nine thousandths	<input type="radio"/>	4 tens
i. 202 hundredths	<input type="radio"/>	2 hundreds and 2 thousandths
j. One hundred fifty-eight thousandths	<input type="radio"/>	158,000
k. 4.15	<input type="radio"/>	415 tenths

3. Arrange the numbers in increasing order.

a. 3.049 3.059 3.05 3.04

b. 182.205 182.05 182.105 182.025

4. Arrange the numbers in decreasing order.

a. 7.608 7.68 7.6 7.068

b. 439.216 439.126 439.612 439.261

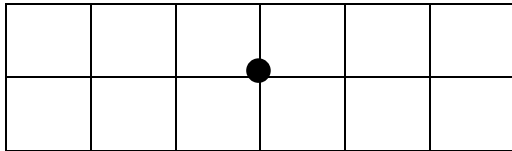
5. Lance measured 0.485 liter of water. Angel measured 0.5 liter of water. Lance said, “My beaker has more water than yours because my number has 3 decimal places and yours only has 1.” Is Lance correct? Use words and numbers to explain your answer.
6. Dr. Hong prescribed 0.019 liter more medicine than Dr. Tannenbaum. Dr. Evans prescribed 0.02 less than Dr. Hong. Who prescribed the most medicine? Who prescribed the least? Explain how you know using a place value chart.

Name _____

Date _____

1. Show the numbers on the place value chart using digits. Use $>$, $<$, or $=$ to compare. Explain your thinking to the right.

167.4 ○ 167.462



2. Use $>$, $<$, and $=$ to compare the numbers.

32.725 ○ 32.735

3. Arrange in descending order.

76.342 76.332 76.232 76.343

Name _____

Date _____

1. Use $>$, $<$, or $=$ to compare the following.

a. 16.45	<input type="text"/>	16.454
b. 0.83	<input type="text"/>	$\frac{83}{100}$
c. $\frac{205}{1000}$	<input type="text"/>	0.205
d. 95.045	<input type="text"/>	95.545
e. 419.10	<input type="text"/>	419.099
f. Five ones and eight tenths	<input type="text"/>	Fifty-eight tenths
g. Thirty-six and nine thousandths	<input type="text"/>	Four tens
h. One hundred four and twelve hundredths	<input type="text"/>	One hundred four and two thousandths
i. One hundred fifty-eight thousandths	<input type="text"/>	0.58
j. 703.005	<input type="text"/>	Seven hundred three and five hundredths

2. Arrange the numbers in increasing order.

a. 8.08 8.081 8.09 8.008

b. 14.204 14.200 14.240 14.210

3. Arrange the numbers in decreasing order.

a. 8.508 8.58 7.5 7.058

b. 439.216 439.126 439.612 439.261

4. James measured his hand. It was 0.17 meters. Jennifer measured her hand. It was 0.165 meters. Whose hand is bigger? How do you know?

5. In a paper airplane contest, Marcel's plane travels 3.345 meters. Salvador's plane travels 3.35 meters. Jennifer's plane travels 3.3 meters. Based on the measurements, whose plane traveled the farthest distance? Whose plane traveled the shortest distance? Explain your reasoning using a place value chart.